

Perfekte Passwörter

Illustrierte Sammlung von „perfekten Passwörtern“ für den DaF/DaZ-Unterricht



Lori Langer de Ramírez, Ed.D.
www.miscositas.com | lori@miscositas.com



Kleine Lebensretter

**Illustrierte Sammlung von „perfekten Passwörtern“ für den
DaF/DaZ-Unterricht**

Illustriert von
Lori Langer de Ramírez

Übersetzt von
Bernhard Hauer

**Illustrationen - Copyright © Lori Langer de Ramírez
Alle Rechte vorbehalten.**

**lori@miscositas.com
www.miscositas.com**

A note about passwords:

Passwords are meant to enable students and teachers to communicate effectively in German in the DaF/DaZ classroom . By hanging these signs around your room where students can see them, you help them to ask for their basic needs, work productively in pairs and small groups, and ask questions for clarification in German . When a student wants to communicate something in German but can't remember how to say it, s/he can look around the room and find the needed phrase. The illustrations help to connect meaning to the words and phrases.


To use these password posters in the DaF/DaZ classroom , consider the following ideas:

- ❖ Copy the passwords onto colored card stock and hang them around the room where students can view them (the front or side walls are usually best).
- ❖ Make black-and-white copies and color in the images with markers, or encourage students to help you color them. You can laminate them or put them in a plastic sheet protector for greater durability.
- ❖ Hang the passwords in grouped sections (e.g., "question words", "daily routines", "group work").
- ❖ Make photocopies of the pages and cut off the text portion of each. In small groups, have students predict which passwords go with each picture. Ask a representative from each group to present their answers to the class. Have students explain why they matched each text with each picture.


One further note: You can read more about passwords in *Languages and Children: Making the Match: Foreign Language Instruction for an Early Start Grades K-8* (Curtain & Pesola, 2003, Longman). I recommend this book for all language educators, no matter what the grade or language. It contains a myriad of activities and teaching suggestions and is truly a valuable resource for the language professional.

Mein Name ist

...




Wie ist dein Name?




Bitte!



Danke!



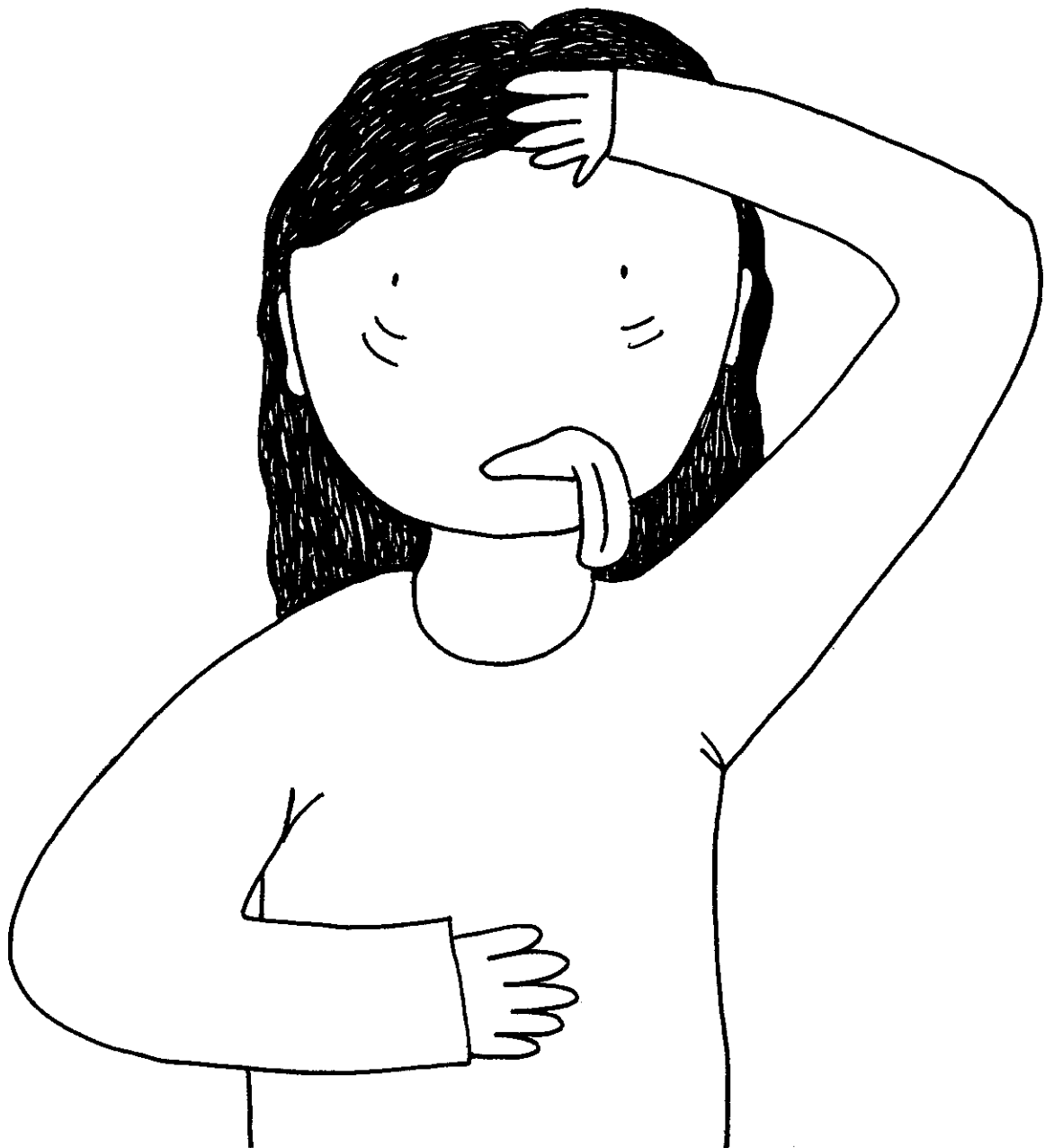
Darf ich auf die
Toilette gehen?



Darf ich etwas
trinken gehen?



Ich fühle mich
nicht gut.



Darf ich zur Krankenschwester gehen?



Ich verstehe
das nicht.



Ich brauche Hilfe.




Ich habe
eine Frage.




Was ist
das?




Was ist das
dort?



Wer?



Was?



Wo? / Wohin?


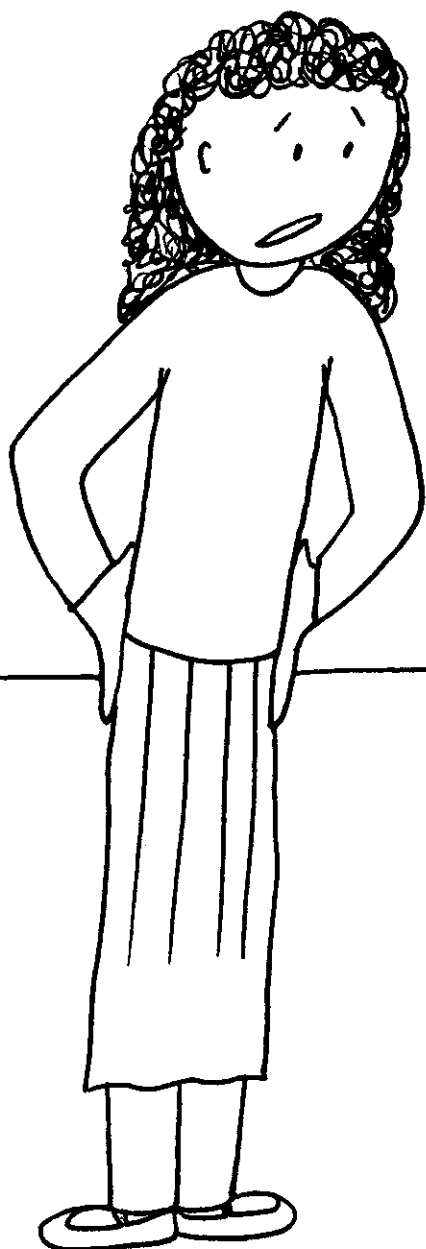


Wann?




Warum?


*Easy test,
today!
Did you study?*



Wie?




Wie viel?



special
sale
today!


SAVE
BIG!




BIG
SALE!

Everything
1/2 off!


Was bedeutet ?



Wie sagt man ... auf Deutsch?




Wie schreibt man ... auf Deutsch?




Können Sie langsamer sprechen?




Können Sie das wiederholen?




Auf welcher Seite sind wir?




Welche Hausübung haben wir?



Ich habe meine
Hausübung nicht.




Ich kann mein
Buch nicht
finden.



Ich war gestern nicht da.




Ich brauche
Papier.




Ich brauche
einen Stift.




Wer hat einen /
eine/ ein / -?




Ich habe einen /
eine / ein / - ...




Ich möchte ...




Kannst du mir einen /
eine / ein / - ...
borgen?




Gib es mir,
bitte!




Ich bin verwirrt.



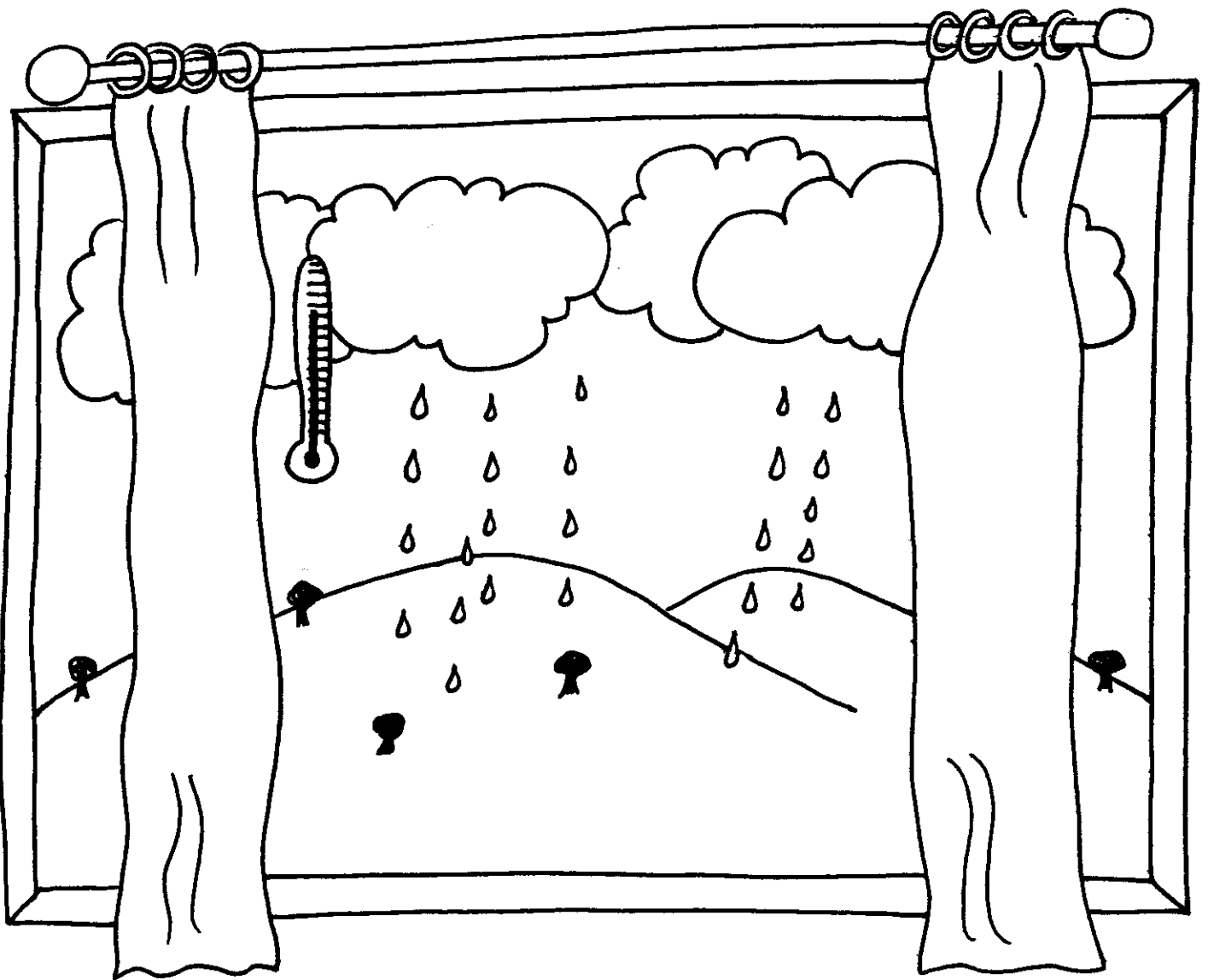
Welcher Tag ist heute?



Wie spät ist
es?




Wie ist das Wetter heute?



Ich bin dran.




Ich bin Erste/r!




Du bist
dran.



Komm her!



**Mir ist
langweilig.**





Ich bin traurig.




Ich bin
glücklich.




... mag ich.



... mag ich nicht.





Zeige auf ...




Berühre ...




Zeichne ...




Schau / Sieh zu.





Hör zu.



Zeig auf!



Ich bin noch
nicht fertig.



Ich bin fertig.

